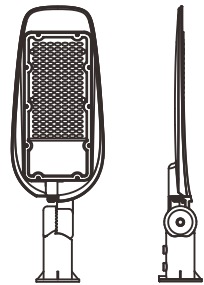




CHZ-RL02

Product Feature:

- A. Integrated cooling design, compact, elegant, efficient.
- B. Streamline design, more beautiful appearance, no accumulation.
- C. ADC12# die-cast aluminum body, excellent heat performance, more durable.
- D. Professional outdoor painting, stainless steel components, giving excellent performance in anti-corrosion and anti-rusting, widely used in different environment.
- E. Light transmittance up to 94%, easy to improve in the future.

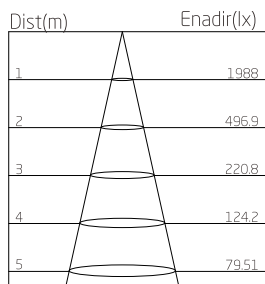


Applications:

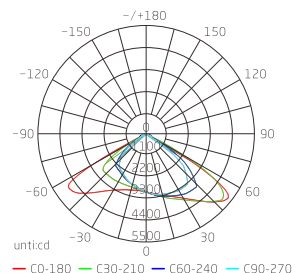
Widely used in trunk roads, highways, elevated roads, streets, bridges, sidewalks and other road lighting, as well as squares, schools, parks and other outdoor lighting needs.

Technical Parameter:

Model	Power	Chips	Luminous	Voltage	Color	CRI
CHZ-RL02-30W	30W	SMD2835	90-100lm/W	185-240V	2700K-6500K	>70
CHZ-RL02-50W	50W	SMD2835	90-100lm/W	185-240V	2700K-6500K	>70
CHZ-RL02-100W	100W	SMD2835	90-100lm/W	185-240V	2700K-6500K	>70
CHZ-RL02-150W	150W	SMD2835	90-100lm/W	185-240V	2700K-6500K	>70
CHZ-RL02-200W	200W	SMD2835	90-100lm/W	185-240V	2700K-6500K	>70



100W-Lux Distance Curve



100W-Light Distribution Curve